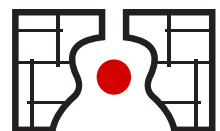


Essential Scale Patterns for Guitar

by Greg O'Rourke
fretdojo.com



FRETDOJO.COM

Essential Scale Patterns For Guitar

The foundation of many aspects of guitar playing rests in learning and practicing scales. Scales serve as very useful exercises to develop technique and coordination, and are essential building blocks for being able to improvise on the guitar.

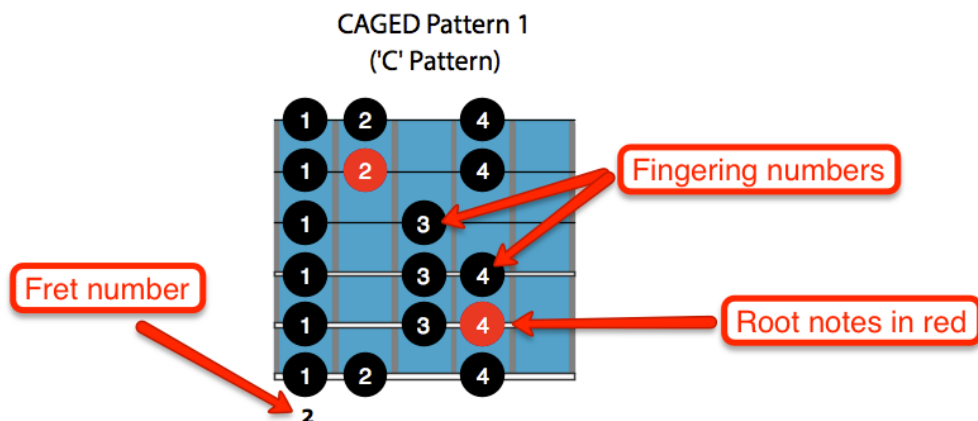
This eBook contains the most important scale patterns to learn and memorize: Major, Harmonic Minor, Melodic Minor, Minor Pentatonic, and Major Pentatonic. Most western music utilises at least one of these scales so it is important to learn all of these patterns inside and out.

Notes on the Diagrams

Each of the scales presented in this book is based in the key of D, as this is the easiest key to see how the patterns are ordered up the guitar neck. To play a pattern in another key, change the fret position so that the root notes (coloured red in the diagrams) match the new key - see the Appendix on Page 8 for the note names on the guitar fretboard.)

This guide follows the CAGED system whereby each pattern is based on a corresponding open chord 'shape'. The acronym CAGED helps to remember the order of the patterns as they ascend the fretboard.

The diagrams are displayed horizontally. The numbers on each note represent suggested fingering. Note that these fingerings aren't the only way to play these scales - feel free to substitute and experiment!



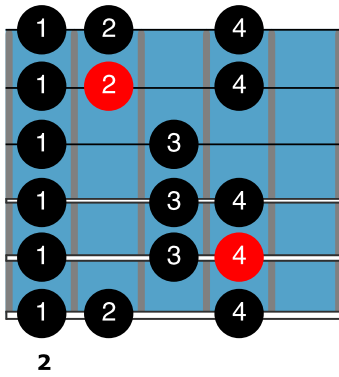
I hope you find these charts useful and that they help to make more sense of the guitar fretboard. [Connect with me on Twitter](#) or send me an email at greg@fretdojo.com if you want help with any aspect of your playing or would like me to cover a particular topic on the blog. I wish you the very best in your guitar journey!

Greg O'Rourke

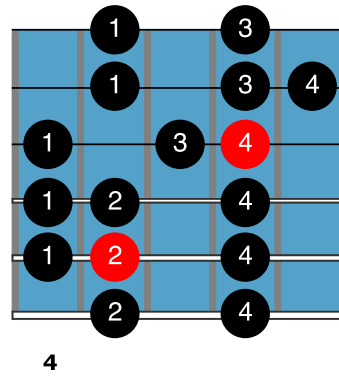
www.fretdojo.com

Major Scale: The 5 CAGED Patterns

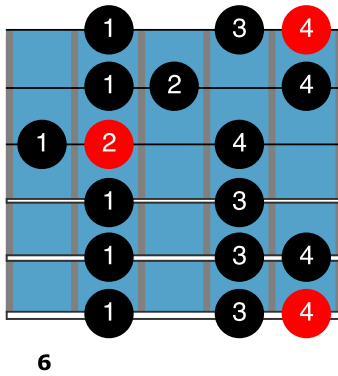
CAGED Pattern 1
(‘C’ Pattern)



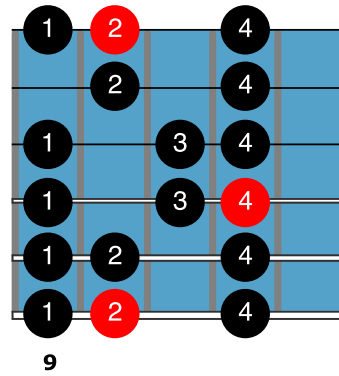
CAGED Pattern 2
(‘A’ Pattern)



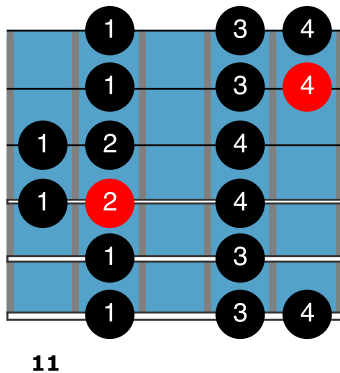
CAGED Pattern 3
(‘G’ Pattern)



CAGED Pattern 4
(‘E’ Pattern)

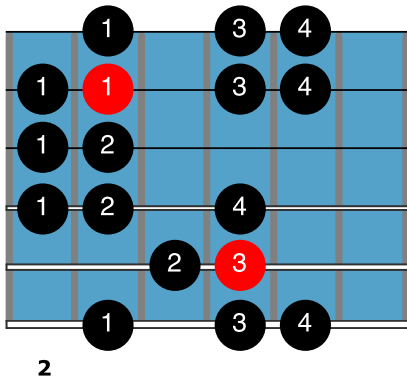


CAGED Pattern 5
(‘D’ Pattern)

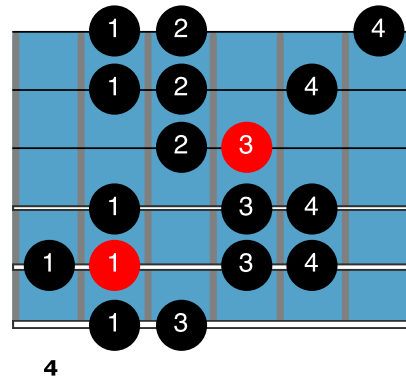


Harmonic Minor Scale: The 5 CAGED Patterns

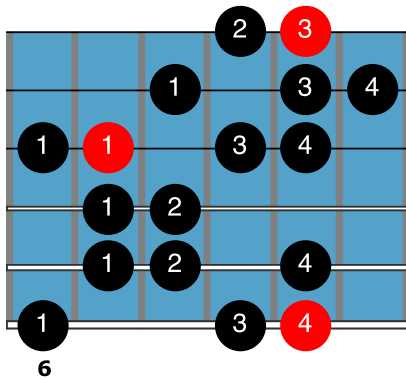
CAGED Pattern 1
(‘C’ Pattern)



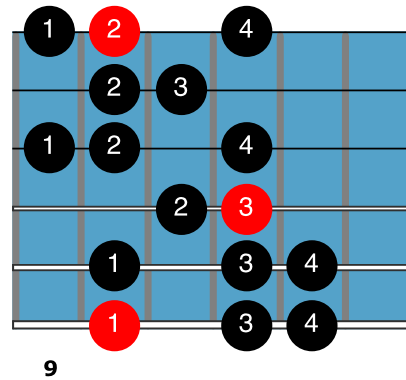
CAGED Pattern 2
(‘A’ Pattern)



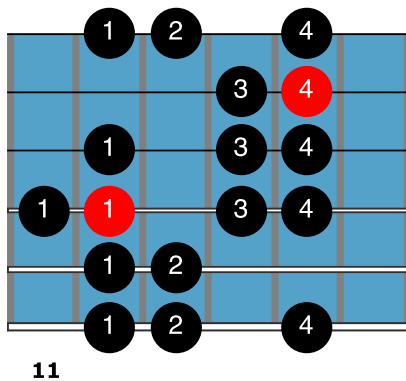
CAGED Pattern 3
(‘G’ Pattern)



CAGED Pattern 4
(‘E’ Pattern)

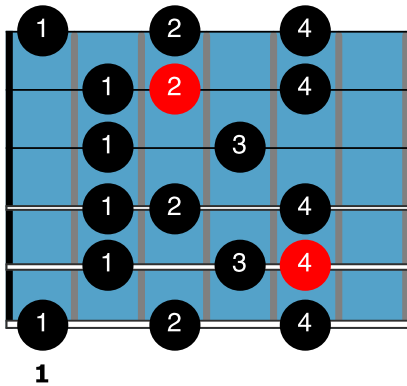


CAGED Pattern 5
(‘D’ Pattern)

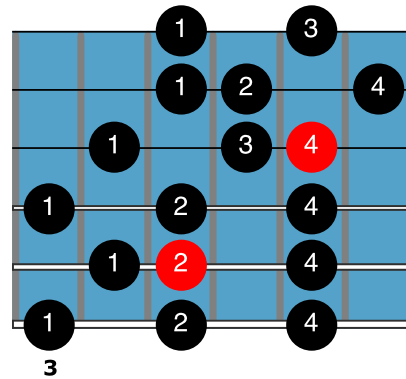


Melodic Minor Scale: The 5 CAGED Patterns

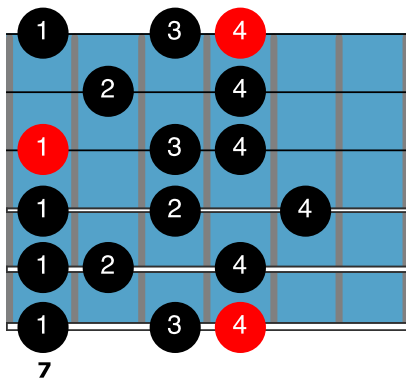
CAGED Pattern 1
('C' Pattern)



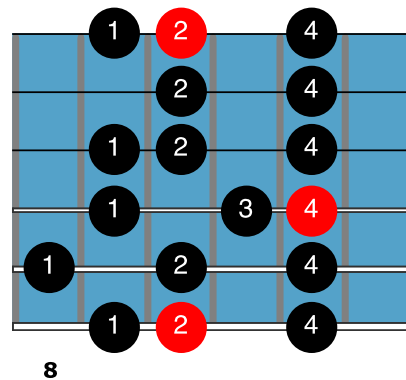
CAGED Pattern 2
('A' Pattern)



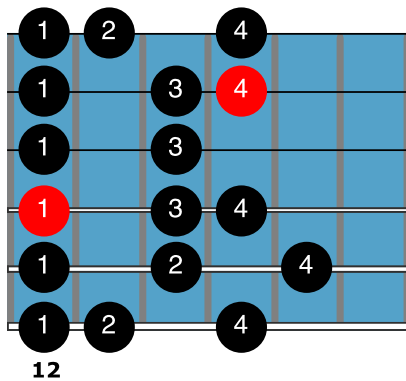
CAGED Pattern 3
('G' Pattern)



CAGED Pattern 4
('E' Pattern)

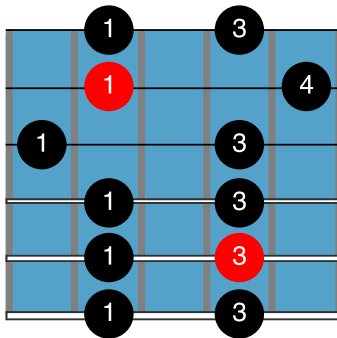


CAGED Pattern 5
('D' Pattern)



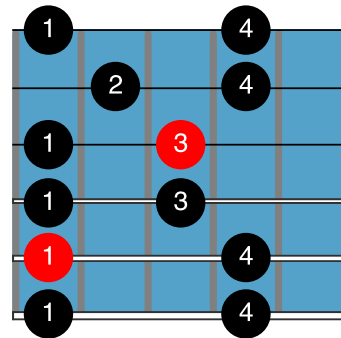
Minor Pentatonic Scale: The 5 CAGED Patterns

CAGED Pattern 1
(‘C’ Pattern)



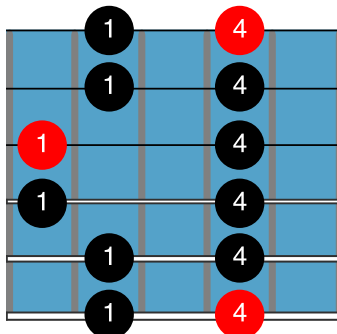
2

CAGED Pattern 2
(‘A’ Pattern)



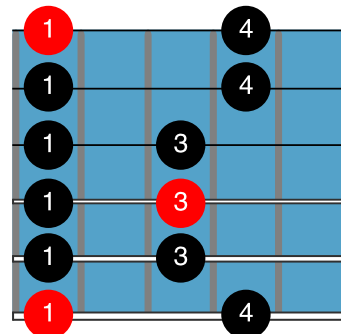
5

CAGED Pattern 3
(‘G’ Pattern)



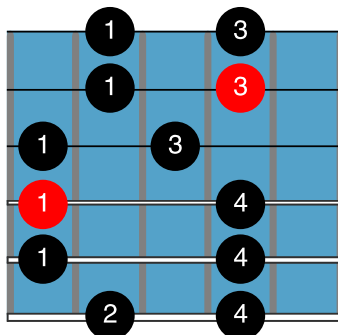
7

CAGED Pattern 4
(‘E’ Pattern)



10

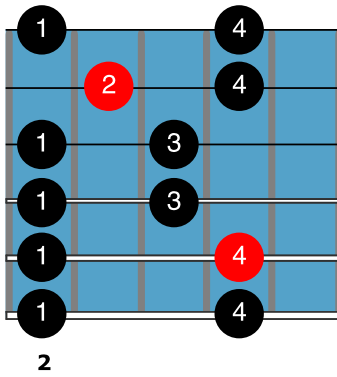
CAGED Pattern 5
(‘D’ Pattern)



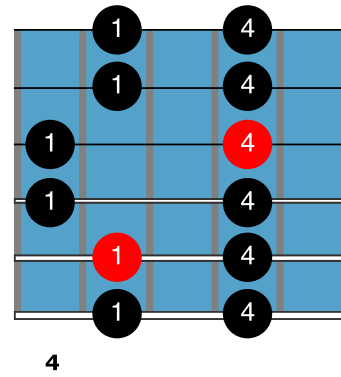
12

Major Pentatonic Scale: The 5 CAGED Patterns

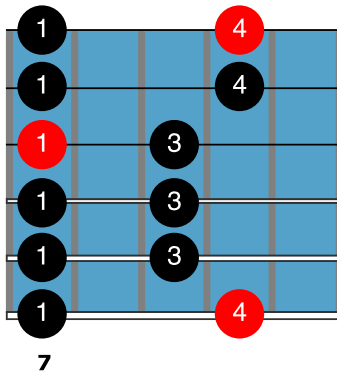
CAGED Pattern 1
(‘C’ Pattern)



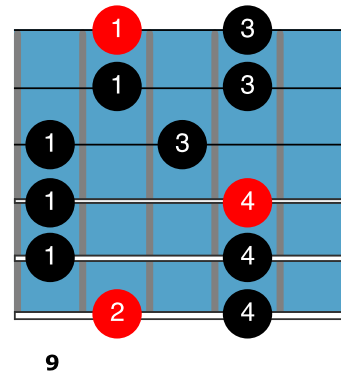
CAGED Pattern 2
(‘A’ Pattern)



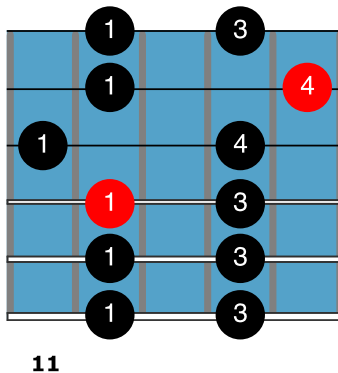
CAGED Pattern 3
(‘G’ Pattern)



CAGED Pattern 4
(‘E’ Pattern)

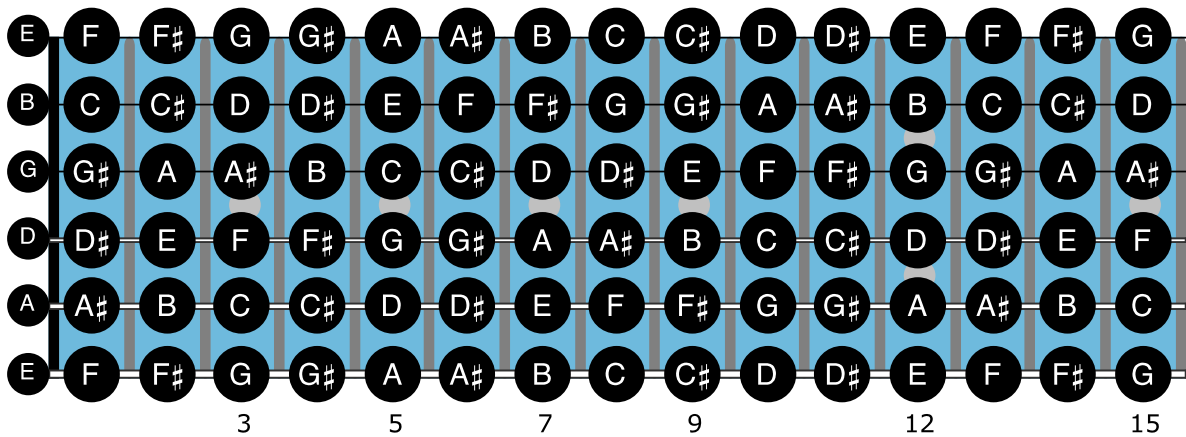


CAGED Pattern 5
(‘D’ Pattern)



Appendix: Names of the Notes on Guitar

Sharp Notes:



Flat Notes:

